
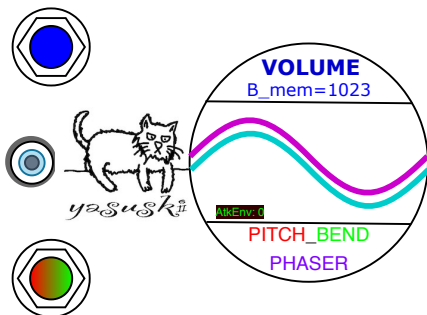


The Voice & Playback Mode



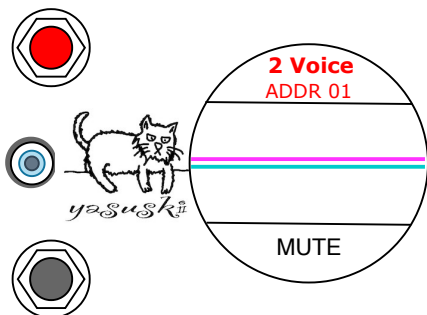
The default position is **PITCH** offset mode.

The lower knob shows the PB mode is in **NORMAL** mode.



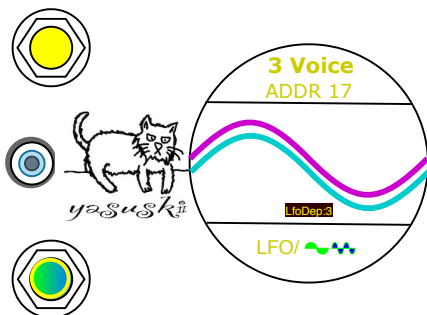
Click the upper knob then move to **VOLUME** offset mode.

Turn Right the lower knob then the PB mode is move to **PitchBend** / **Phaser** mode. When the voice modes are selected, the upper knob accepts the **parameter input**.




Click the upper knob then move to **2 voice mode**.
The 15 pitch combination is available in this mode.
The last one is assigned to the **Arpeggiator**.

Turn Right the lower knob then the PB mode is move to **MUTE** mode.



Click the upper knob then move to **3 Voice mode**.
This mode has 7 presets with the **Arpeggiator**.

Turn Right the lower knob then the PB mode is move to **LFO** mode. When the voice modes are selected, the upper knob accepts the **parameter input**.



Click the upper knob then move to **4 Voice mode**.
This mode has 7 presets with the **Arpeggiator**.

Turn Right the lower knob then the PB mode is move to **Chromatic** mode. When the voice modes are selected, the upper knob accepts the **parameter input**.