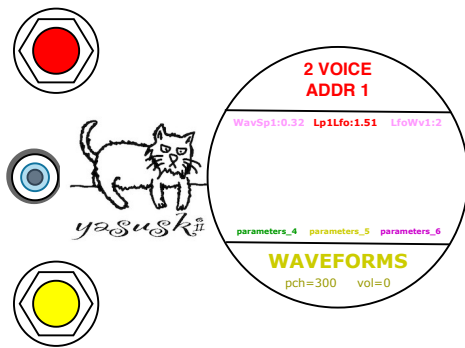
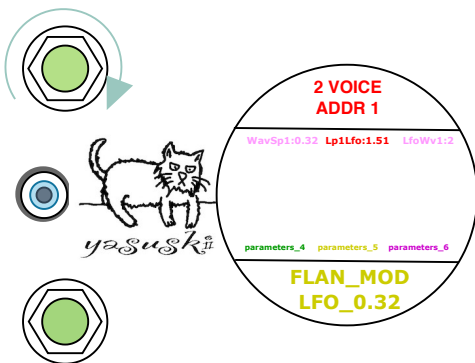


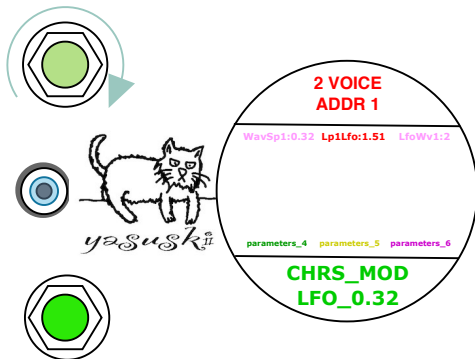
# The CombFilter (contin'd)



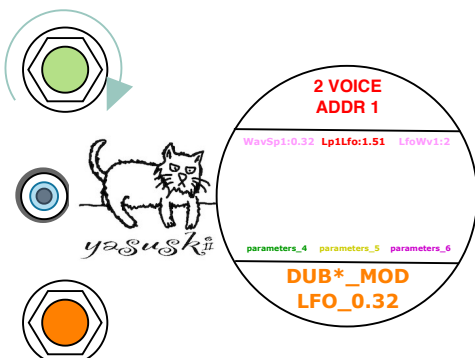
For easy accessing, the comb filter has another controllers. Click 5 times the lower knob from the neutral position (Yellow) to enter LPF\_MOD mode. The LED on the upper knob lights up in Leaf, which means the knob is accessing to the parameters for the FILTERS.



Turn the upper knob until the LED on the lower knob turns to Leaf to select the flanger. Then the lower knob accepts to LFO speed.



Turn the upper knob until the LED on the lower knob turns to Green to select the Chorus. Then the lower knob accepts to LFO speed.



Turn the upper knob until the LED turns to Orange to select the Dub Mode. Then the lower knob accepts to LFO speed.