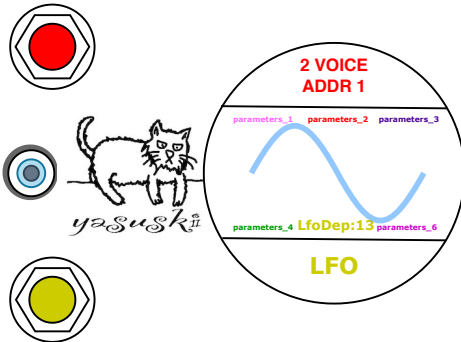
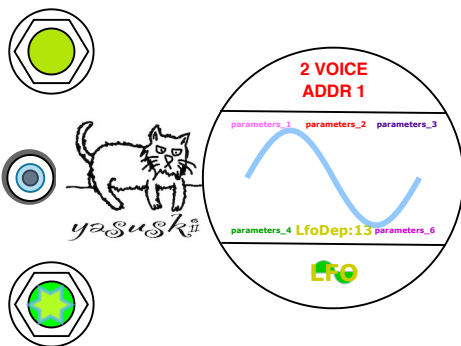


The Tremolo Mode

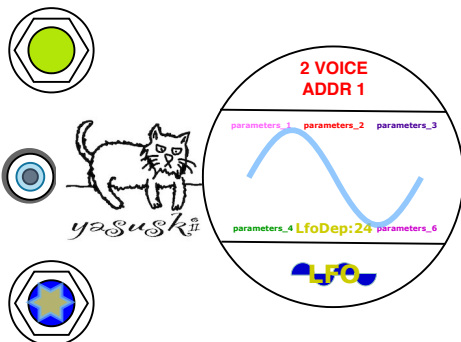


The Tremolo mode is available on all voicing modes. The shape of the LFO signal is editable by the value on the pot.

Access to the parameter "Mute" on the lower knob as the power-on neutral position (Yellow). Rotate the lower knob clockwise in 2 steps then the LED color turns **Green/Blue**.



In the Tremolo mode, the upper knob accepts the value for controlling the shape of the LFO signal and speed magnification ($\times 1 / \times 2$). The LED turns **Green** when the upper knob is rotated in clockwise.



The LED turns **Blue** when the upper knob rotates in clockwise. and the LFO is working on **$\times 2$ speed**.

Rotating action increases the value of the depth. After completing the edit work, push the top of the knob over 1 second for recording the values of the LFO depth parameter.