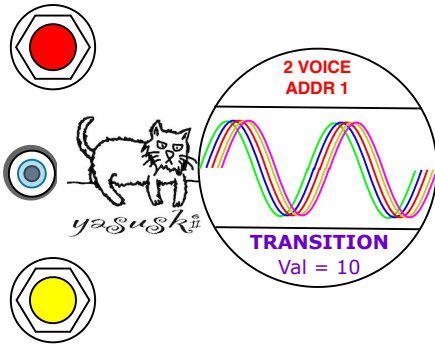
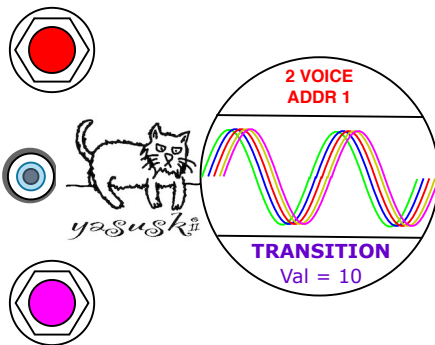


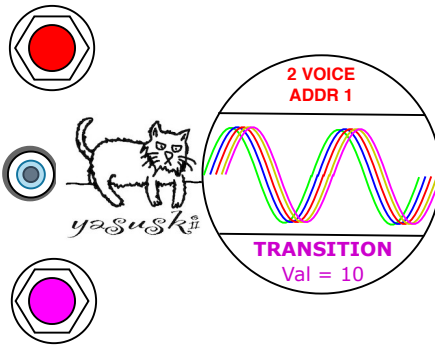
# The Transition (continue'd)



Click the lower knob twice from the neutral position (yellow) to enter TRANSITION mode. The LED on the upper knob lights up in Magenta color, which means the knob is accessing to the parameter of the TRANSITION.

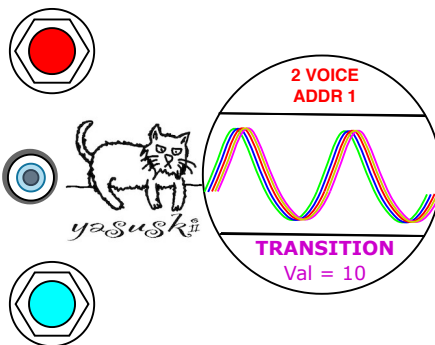


Turn the clockwise lower knob for setting the Transition. Then the distance between the waveforms are changed.



Click the lower knob then the parameter is moved to : the Transition Waveform switcher.

The waveform is switched by turning the lower knob.



Turn the lower knob for switching the Transition Waveform. Then the LED color on the lower knob lights up in Cyan .