
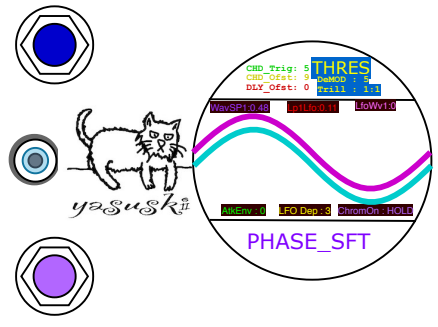


THRES Mode



Click the upper knob 8 times (or double click once) from the fundamental position or "HOLD" the top switch on the left side at the Playback mode position on the lower knob, then the voice mode is moved to the THRES mode.

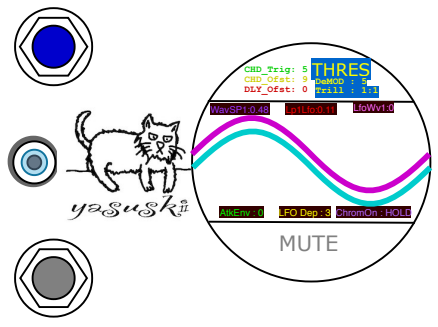
At this time, the upper knob is assigned to the DeMOD parameter for switching the FVC absorber / Looper output selector, DeMOD = pot00z.



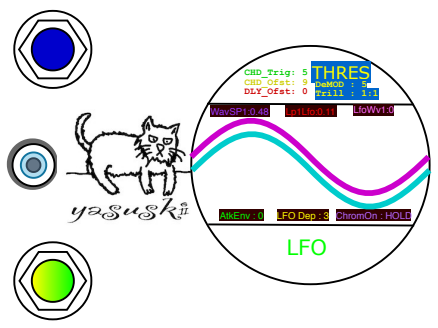
Turning the lower knob clockwise will enter pitch bend/phase shift mode.

If the PHASE_SFT is selected, the upper knob is assigned to a parameter that sets the looper playback speed = pot00q.

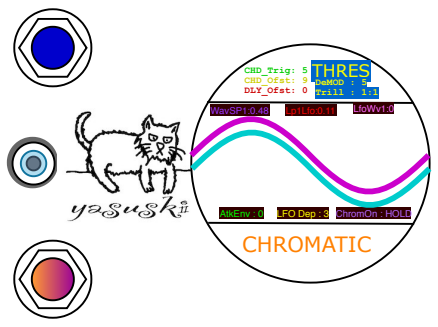
If the PITCHBEND mode is selected, the upper knob is assigned to a parameter CHD_Trig = pot00a.



Turn the lower knob clockwise to enter MUTE mode. At this time, the upper knob is assigned to the trill note pattern selector pitch_drift = pot00v.



Turn the lower knob clockwise to enter LFO mode. At this time, the upper knob is assigned to a parameter that sets the starting address for the Chord Sequencer, CHD_Ofst = pot0.



Turn the lower knob clockwise to enter CHROMATIC mode. At this time, the upper knob is assigned to a parameter that sets the delay time magnifier, DLY_Ofst = pot00g.