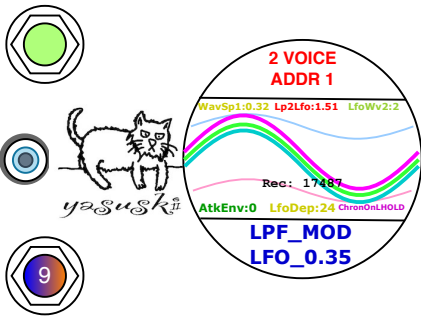


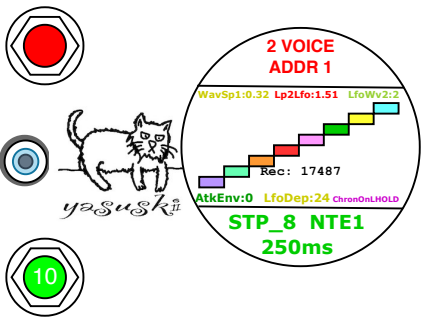
# The Parameters on the Lower Knob (contin'd)



Click the lower knob then the parameter is moved to : LPF Frequency / LPF Modulation / Flanger / Chorus / Dub Rate controller mode.

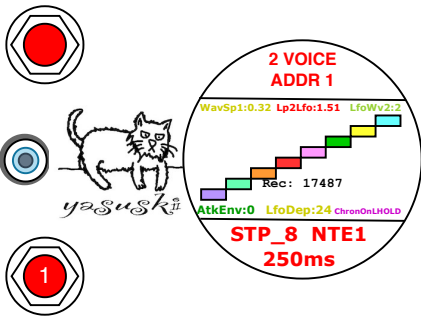
The function is switched by turning the upper knob.

\*When the Sequencer mode is selected, this stage is assigned to the parameter "Sequence Speed".



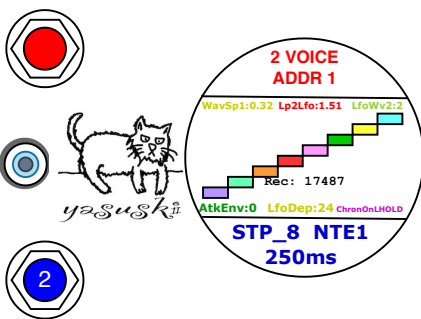
Click the lower knob then the parameter is moved to : speed control for the Arpeggiator.

The arp speed is controlled by turning the lower knob.



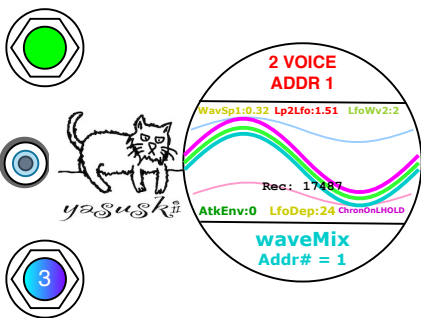
Click the lower knob then the parameter is moved to : Pattern selector (Up / Alternate / Down / Random) for the Arpeggiator.

The arp pattern is switched by turning the lower knob.



Click the lower knob then the parameter is moved to : Note pattern selector (17 preset with 15 editable notes) for the Arpeggiator. The preset notes are written in the file by the C#SV format on the microSD.

The arp notes is switched by turning the lower knob.



Click the lower knob then the parameter is moved to : Waveform Mix Selector / Edit mode. (the 14 preset with 18 editable waveform mix) The parameters (32 wavetables with 5 levels) controlled by the upper knob is changed by clicking the upper knob, then turning the knob for selecting / changing the values.

The waveform mix memory address is switched by turning the lower knob.