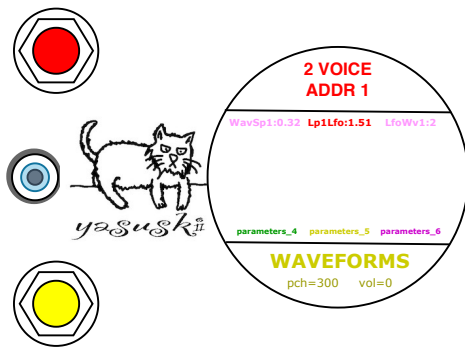
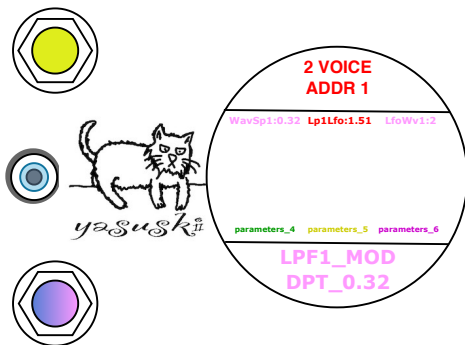


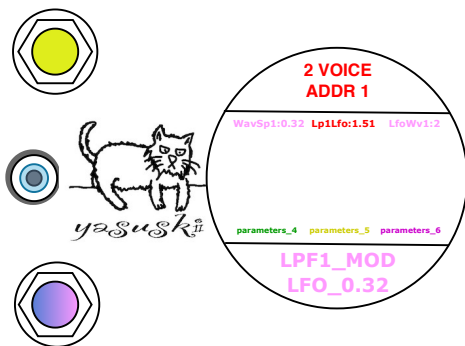
The LPF



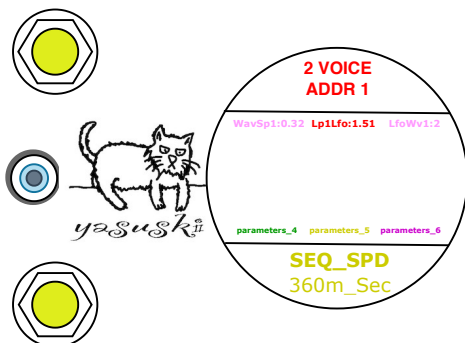
For easy accessing, the LPF has the another controllers. Click 5 times the lower knob from the neutral position (Yellow) to enter LPF_MOD mode. The LED on the upper knob lights up in Leaf, which means the knob is accessing to the parameters for the FILTERS.



The fundamental position of the upper knob is switching to the LPF cut off frequency (Indigo). The lower knob accept the parameter of the cut off frequency for the LPF. The next, turn the upper knob until the LED turns to Pink to select the modulator for the LPF. Then the lower knob accepts to LFO1 speed.



In this mode, the upper knob do not accept the address assignment and switching the voice mode.



If the SEQUENCER mode is selected, this page is assigned to SEQ_SPD. Move to EXCITER page for access to the filter controllers.