

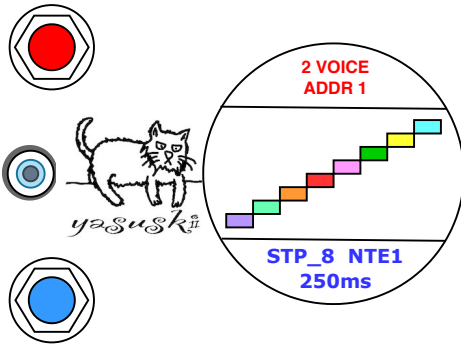
# The Arpeggiator

LaVoixski has the Arpeggiator with 32 readout channels.

The first 5 address have 32 memory steps, the second 5 have 64 steps and the next 9 have 128 steps for the arpeggio notes, and they are read from the microSD card on the Teensy .

The other notes from address #20 to 31 have 4steps and they are picked up from the memorized chord edit #1 to #12.

The last address #32 is reserved for the random notes.

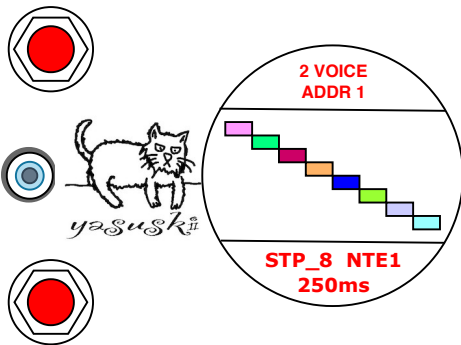


Access to the parameter “ArpNotes” on the lower knob by double clicking (Backward) 2 times from the neutral position (Yellow).

The LED on the lower knob turns Blue and ready for access to 32 note patterns. (19 preset with 13 editable notes from Chord Edit mode)

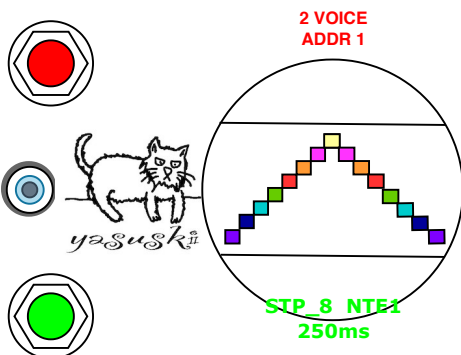
Moving to (Backward) the next parameter “ArpPtn” for selecting the playback pattern (Rise / Down / Switchback / Random) of the Arpeggiator.

The LED turns Red and ready for access to the ArpSpd controller.

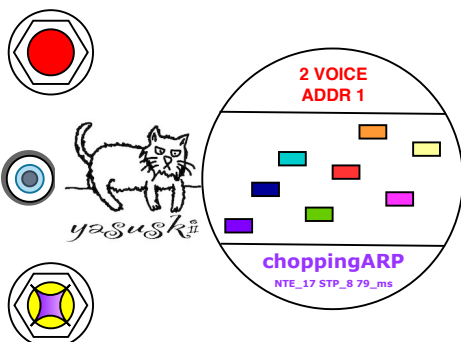


After selecting the ArpPtn for the Arpeggiator, moving to the next parameter “ArpSpd” for controlling the playback speed of the Arpeggiator.

The LED turns Green and ready for access to the speed controller.



After complete the editing work, select the desired position of the scene memory of any voice mode and push the top of the knob over 1 second for recording the values of the parameters.



The Chopping Arpeggiator mode is available on address # 17 to #20. The mute actions are shown by the flick of the LEDs in violet.